


No. 10(3)/2015-Coord.  
Government of India  
Ministry of Heavy Industries & Public Enterprises  
Department of Heavy Industry  
(Coordination Section)

\*\*\*\*\*

**Udyog Bhavan, New Delhi**  
**Dated: 31<sup>st</sup> March, 2015**

The undersigned is directed to forward herewith a copy of the unclassified portion of the Monthly Summary of the Department of Heavy Industry for the month ending 28<sup>th</sup> February, 2015 for information.



(Simmi Narnaulia)

Under Secretary to the Government of India  
Ph.23061140


1. PS to Hon'ble Minister (HI&PE)
2. Secretary (HI)
3. AS(S)/ JS(VS)/JS(RKS)/ EA(RKP)
4. Economic Advisor, Office of Economic Adviser, Ministry of Commerce & Industry
5. Dy. Advisor (I&M), Planning Commission
6. Deputy PIO, PIB, Room No. 126 A wing, Shastri Bhavan, New Delhi
7. All Directors, Deputy Secretaries/Finance-III
8. Information Officer, Room No. 109-B, 'A' wing, Shastri Bhavan, New Delhi

Issued  
31/3/15  
gic

No. 10(3)/2015-Coord.  
Government of India  
Ministry of Heavy Industries & Public Enterprises  
Department of Heavy Industry  
(Coordination Section)  
\*\*\*\*\*

**Udyog Bhavan, New Delhi**  
**Dated: 31<sup>st</sup> March, 2015**

The undersigned is directed to forward herewith a copy of the unclassified portion of the Monthly Summary of the Department of Heavy Industry for the month ending 28<sup>th</sup> February, 2015 for information.



(Simmi Narnaulia)  
Under Secretary to the Government of India  
Ph.23061140


All Members of the Council of Ministers

Copy with enclosures forwarded to :-

1. All members of NITI Ayog , Yojna Bhavan, New Delhi (10 copies)
2. Chairman, UPSC, Dholpur House, Shahjahan Road, New Delhi
3. Secretary to the President
4. Secretary to the Vice President.

Copy to:-

1. Cabinet Sectt., Rashtrapati Bhavan, New Delhi.



(Simmi Narnaulia)  
Under Secretary to the Government of India  
Ph.23061140

Issued  
31/3/15  
dlc

No. 10(3)/2015-Coord.  
Government of India  
Ministry of Heavy Industries & Public Enterprises  
Department of Heavy Industry  
(Coordination Section)

\*\*\*\*

*Udyog Bhavan, New Delhi*  
*Dated: 31<sup>st</sup> March, 2015*

The undersigned is directed to forward herewith a copy of the unclassified portion of the Monthly Summary of the Department of Heavy Industry for the month ending 28<sup>th</sup> February, 2015 for information.



(Simmi Narnaulia)

Under Secretary to the Government of India  
Ph.23061140

Ministry of Information and Broadcasting,  
(Shri A.P. Frank Noronha),  
Director General (M&C),  
Shastri Bhawan,  
New Delhi,

Copy with a copy of the Summary forwarded to the Secretariat of:-

1. Department of Telecommunications,
2. Department of Higher Education,
3. Legislative Department,
4. Department of Scientific & Industrial Research,
5. Ministry of Statistics & Programme Implementation
6. Ministry of Commerce & Industry
7. Ministry of Urban Development
8. Department of Defence Production
9. Department of Revenue
10. Department of Mines
11. Department of Chemicals & Petro Chemicals
12. Department of IP&P
13. Department of Atomic Energy
14. Ministry of New and Renewable Energy.

*Issued*  
*31/3/15*  
*QTC*

## DEPARTMENT OF HEAVY INDUSTRY

(Co-ordination Section)

Monthly Summary for the month ending February , 2015

FIN.Year : 2014-15

Production Performance of PSEs for the month of February ,  
2015

( Rs. in Crore )

* GROUP	TARGET	ACTUAL	% AGE ACHIEVEMENT	SAME MONTH LAST YEAR	% AGE GROWTH
(A) Engineering Units	6016.82	2778.32	46.18	3854.76	-27.92
(B) Non-Engineering Units	164.23	143.26	87.23	144.63	-0.95
(C) Consultancy/Contract Units	355.94	263.76	74.10	346.45	-23.87
<b>TOTAL :</b>	<b>6536.99</b>	<b>3185.34</b>	<b>48.73</b>	<b>4345.84</b>	<b>-26.70</b>

During the month of February , 2015 PSEs Which have achieved/Or exceeded their targets are... AYCL, HMT(MT), REIL, CCI, NEPA, B & R

Cummulative Production Performance of PSEs upto February , 2015


( Rs. in Crore )

* GROUP	TARGET	ACTUAL	% AGE ACHIEVEMENT	SAME PERIOD LAST YEAR	% AGE GROWTH
(A) Engineering Units	40019.68	24639.86	61.57	33343.55	-26.10
(B) Non-Engineering Units	1675.98	1555.45	92.81	1349.74	15.24
(C) Consultancy/Contract Units	2666.12	2360.99	88.56	2200.74	7.28
<b>TOTAL :</b>	<b>44361.78</b>	<b>28556.30</b>	<b>64.37</b>	<b>36894.03</b>	<b>-22.60</b>

During the period upto February , 2015 PSEs Which have achieved/Or exceeded their targets are... REIL, CCI

\* Monthly & Cummulative Production figures of individual PSEs shown in Annex-I & II respectively.

NOTE : Full Names of PSEs are shown in Annex-III

  
(Simmi Narnaulia)  
Under Secretary

## Annex-I Page-1

## DEPARTMENT OF HEAVY INDUSTRY

Review of Production for the month of February , 2015

FIN.Year : 2014-15

of Public Sector Enterprises under Department of Heavy Industry

(Rs. in Crore)

S.No.	UNIT NAME	MONTHLY PRODUCTION				
		Target	Actual	% Age Achievement	Same Month Last Year	% Age Growth

## (A) ENGINEERING UNITS :

1	AYCL	19.73	20.88	105.83	21.42	-2.52
2	BHEL	5751.00	2634.00	45.80	3714.00	-29.08
3	BPCL	22.25	3.98	17.89	16.27	-75.54
4	R & C	6.66	4.61	69.22	3.76	22.61
5	TSL	0.00	0.00	0.00	0.00	0.00
6	TSP	0.07	0.00	0.00	0.00	!!
7	HCL	0.00	0.00	!!	0.00	!!
8	HEC	86.16	32.84	38.12	18.77	74.96
9	HMT	20.93	1.87	8.93	10.77	-82.64
10	HMT(B)	1.41	1.16	82.27	1.18	-1.69
11	HMT(MT)	19.33	20.58	106.47	15.98	28.79
12	HMT(W)	1.35	0.08	5.93	0.25	-68.00
13	HMT(CW)	0.00	0.00	0.00	0.00	0.00
14	ILK	42.75	15.38	35.98	16.46	-6.56
15	REIL	18.27	22.97	125.73	17.54	30.96
16	SIL	26.91	19.97	74.21	18.36	8.77

<b>TOTAL (A)</b>	6016.82	2778.32	46.18	3854.76	-27.92
------------------	---------	---------	-------	---------	--------

!! : Not Definable

## Annex-I Page-II

(Rs. in Crore)

S.No.	UNIT NAME	MONTHLY PRODUCTION				
		Target	Actual	% Age Achievement	Same Month Last Year	% Age Growth

## (B) NON-ENGINEERING UNITS :

17	CCI	31.25	45.12	144.38	27.01	67.05
18	HPC	85.95	60.50	70.39	74.36	-18.64
19	NPPC	0.00	0.00	!!	0.00	!!
20	HNL	39.24	28.65	73.01	29.49	-2.85
21	HPF	0.00	0.00	!!	0.00	!!
22	HSL	1.30	0.35	26.92	0.38	-7.89
23	SSL	2.72	2.25	82.72	1.91	17.80
24	NEPA	3.77	6.39	169.50	11.48	-44.34
25	TCIL	0.00	0.00	0.00	0.00	0.00

-----

**TOTAL (B)**      164.23      143.26      87.23      144.63      -0.95

-----

## (C) CONSULTANCY/CONTRACTING UNITS(TURNOVER) :

26	EPI	185.00	109.42	59.15	175.39	-37.61
27	BBJ	27.50	10.00	36.36	22.00	-54.55
28	B & R	140.00	143.59	102.56	147.09	-2.38
29	HOOGHLY	1.62	0.75	46.30	0.86	-12.79
30	HMT(I)	0.00	0.00	0.00	0.00	0.00
31	BBUNL	1.82	0.00	0.00	1.11	-100.00

-----

**TOTAL (C)**      355.94      263.76      74.10      346.45      -23.87

-----

-----

**TOTAL (A+B+C)**      6536.99      3185.34      48.73      4345.84      -26.70

-----

!! : Not Definable

Note: Full Names of the PSEs are given in Annexure-III.

## DEPARTMENT OF HEAVY INDUSTRY

Review of Production for the period upto February , 2015

FIN.Year : 2014-15

of Public Sector Enterprises under Department of Heavy Industry

(Rs. in Crore)

S.No.	UNIT NAME	CUMULATIVE PRODUCTION UPTO THE MONTH				
		Target	Actual	% Age Achievement	Same Period Last Year	% Age Growth

## (A) ENGINEERING UNITS :

1	AYCL	330.27	320.29	96.98	288.16	11.15
2	BHEL	37539.00	23232.00	61.89	31846.00	-27.05
3	BPCL	186.90	66.99	35.84	106.09	-36.86
4	R & C	73.26	48.33	65.97	59.24	-18.42
5	TSL	0.00	0.00	0.00	0.00	0.00
6	TSP	2.00	0.37	18.50	0.61	-39.34
7	HCL	0.00	0.00	!!	0.00	!!
8	HEC	766.68	316.32	41.26	384.33	-17.70
9	HMT	222.65	50.08	22.49	63.44	-21.06
10	HMT(B)	13.05	12.48	95.63	13.32	-6.31
11	HMT(MT)	201.39	148.42	73.70	140.42	5.70
12	HMT(W)	13.88	2.63	18.95	4.19	-37.23
13	HMT(CW)	0.00	0.00	0.00	0.00	0.00
14	ILK	297.50	129.24	43.44	143.39	-9.87
15	REIL	132.29	156.40	118.23	106.85	46.37
16	SIL	240.81	156.31	64.91	187.51	-16.64

-----  
**TOTAL (A)** 40019.68 24639.86 61.57 33343.55 -26.10  
 -----

!! : Not Definable

Annex-II Page-II

(Rs. in Crore)

S.No.	UNIT NAME	CUMULATIVE PRODUCTION UPTO THE MONTH				
		Target	Actual	% Age Achievement	Same Period Last Year	% Age Growth

## (B) NON-ENGINEERING UNITS :

17	CCI	300.96	399.01	132.58	333.36	19.69
18	HPC	827.96	716.31	86.52	547.07	30.94
19	NPPC	0.00	0.00	!!	0.00	!!
20	HNL	396.37	340.82	85.99	333.96	2.05
21	HPF	0.00	0.00	!!	0.15	-100.00
22	HSL	13.00	5.57	42.85	5.78	-3.63
23	SSL	27.20	18.07	66.43	15.78	14.51
24	NEPA	110.49	75.67	68.49	113.64	-33.41
25	TCIL	0.00	0.00	0.00	0.00	0.00

<b>TOTAL (B)</b>		1675.98	1555.45	92.81	1349.74	15.24
------------------	--	---------	---------	-------	---------	-------

## (C) CONSULTANCY/CONTRACTING UNITS(TURNOVER) :

26	EPI	1045.00	915.63	87.62	736.22	24.37
27	BBJ	262.50	218.10	83.09	242.60	-10.10
28	B & R	1330.00	1209.43	90.93	1198.58	0.91
29	HOOGHLY	17.62	15.19	86.21	14.81	2.57
30	HMT(I)	0.00	0.00	0.00	0.00	0.00
31	BBUNL	11.00	2.64	24.00	8.53	-69.05

<b>TOTAL (C)</b>		2666.12	2360.99	88.56	2200.74	7.28
------------------	--	---------	---------	-------	---------	------

<b>TOTAL (A+B+C)</b>		44361.78	28556.30	64.37	36894.03	-22.60
----------------------	--	----------	----------	-------	----------	--------

!! : Not Definable

Note: Full Names of the PSEs are given in Annexure-III.



## PSEs under Department of Heavy Industry

## Annexure-III

S.No	Code	Name of PSEs
1.	AYCL	Andrew Yule & Co. Ltd.
2.	BHEL	Bharat Heavy Electricals Ltd.
3.	BPCL	Bharat Pumps & Compressors Ltd.
4.	R & C	Richardson & Cruddas (1972) Ltd.
5.	TSL	Triveni Structurals Ltd.
6.	TSP	Tungabhadra Steel Products Ltd.
7.	HCL	Hindustan Cables Ltd.
8.	HEC	Heavy Engineering Corporation Ltd.
9.	HMT	HMT Ltd. (Holding Co.)
10.	HMT(B)	HMT (Bearings) Ltd.
11.	HMT(MT)	HMT (Machine Tools) Ltd.
12.	HMT(W)	HMT (Watches) Ltd.
13.	HMT(CW)	HMT (Chinar Watches) Ltd.
14.	ILK	Instrumentation Ltd.,
15.	REIL	Rajasthan Electronics & Instruments Ltd.
16.	SIL	Scoters (India) Ltd.
17.	CCI	Cement Corporation of India Ltd.
18.	HPC	Hindustan Paper Corporation Ltd.
19.	NPPC	Nagaland Pulp & Paper Co. Ltd.
20.	HNL	Hindustan Newsprint Ltd.
21.	HPF	Hindustan Photo Films Mfg. Co. Ltd.
22.	HSL	Hindustan Salts Ltd.
23.	SSL	Sambar Salts Ltd.
24.	NEPA	Nepa Ltd.
25.	TCIL	Tyre Corporation of India Ltd.
26.	EPI	Engineering Projects (India) Ltd.
27.	BBJ	Braithwaite Burn & Jessop Construction Co. Ltd.
28.	B & R	Bridge & Roof Co. Ltd.
29.	HOOGHLY	Hooghly Printing Co. Ltd.
30.	HMT(I)	HMT (International) Ltd.
31.	BBUNL	Bharat Bhari Udyog Nigam Limited

## NOTE:-

- (i) 12 CPSEs namely BPME, WIL, BBVL, TAFCO, CCIL, BLC, NBCIL, MAMC, NIDC, RBL, BOGL & RIC have been closed.
- (ii) BWEL has been transferred to Ministry of Railways on 13.8.2008.
- (iii) NIL has also been transferred to Jadavpur University, Kolkata on 7.1.2009.
- (iv) The merger scheme of PTL with HMT (MT) Ltd. has been approved by BIER in the hearing held on 12.6.2008 and its production data is included in HMT (MT).
- (v) Administrative control of BCL has been transferred to Ministry of Railways vide DHI's order date. 06.08.2010.
- (vi) Administrative control of Burn Standard Co. Ltd. has been transferred to Ministry of Railways/Steel Authority of India under Ministry of Steel vide order date. 15.09.2010.
- (vii) BHPV has been merged with BHEL with effect from 31.08.2013.